


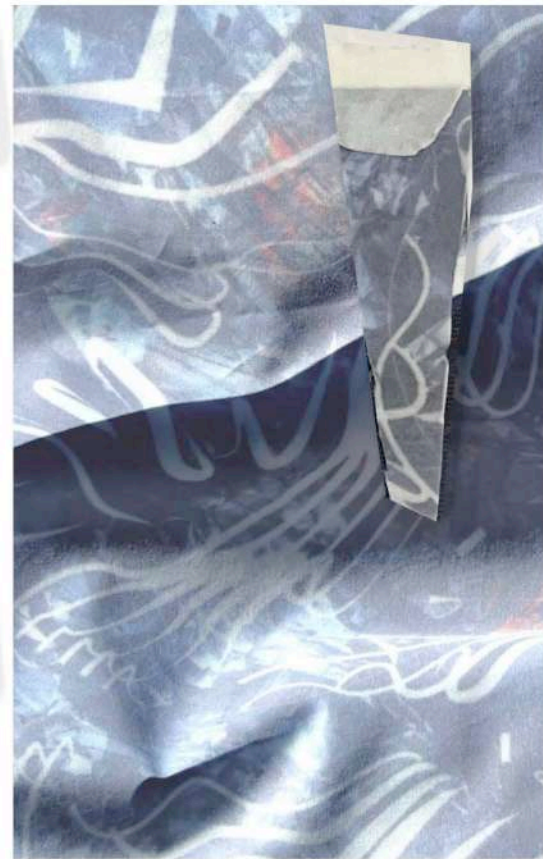



uncover awareness.


*ana gracia*














Adding a pocket to trousers look 2



Repairing Velcro straps





Shirt

- Think about the finishings
- Pattern really well (collar 42 cm in total 2 more)
- Print more to the side and flip the join. (armhole wider) (sardinetta on the sleeve)

Trousers

- Print → Right side front
- Left side back
- All parts go up
- Think about the finishings
- Closure waistband historic

Harness

- Flip it, no need to re-do it.
- Flip the knitwear.



- Do the neck exaggerated
- Make a dart on the side on the seam of 2cm
- Iron





